

Swing Gate Opener





**Everything's easy,
Everything's included!**

Mhouse has developed a leading-edge range of products combining a complete set of functions and ease of installation and use.



Style and Substance

Mhouse has created a perfect Italian-style line of products characterised by careful, efficient design, so distinctive as to be always recognizable.

A good design is the basis of quality. Mhouse's awareness to achieve the finest results is revealed in every detail: cutting-edge technology, high quality materials, accurate finish.

Four Motors



WG2S

For double gates up to 250kg.



WG20S

For gates up to 450kg. Double or single kits available.



WS200S

For gates mounted on brick pillars.



WU200S

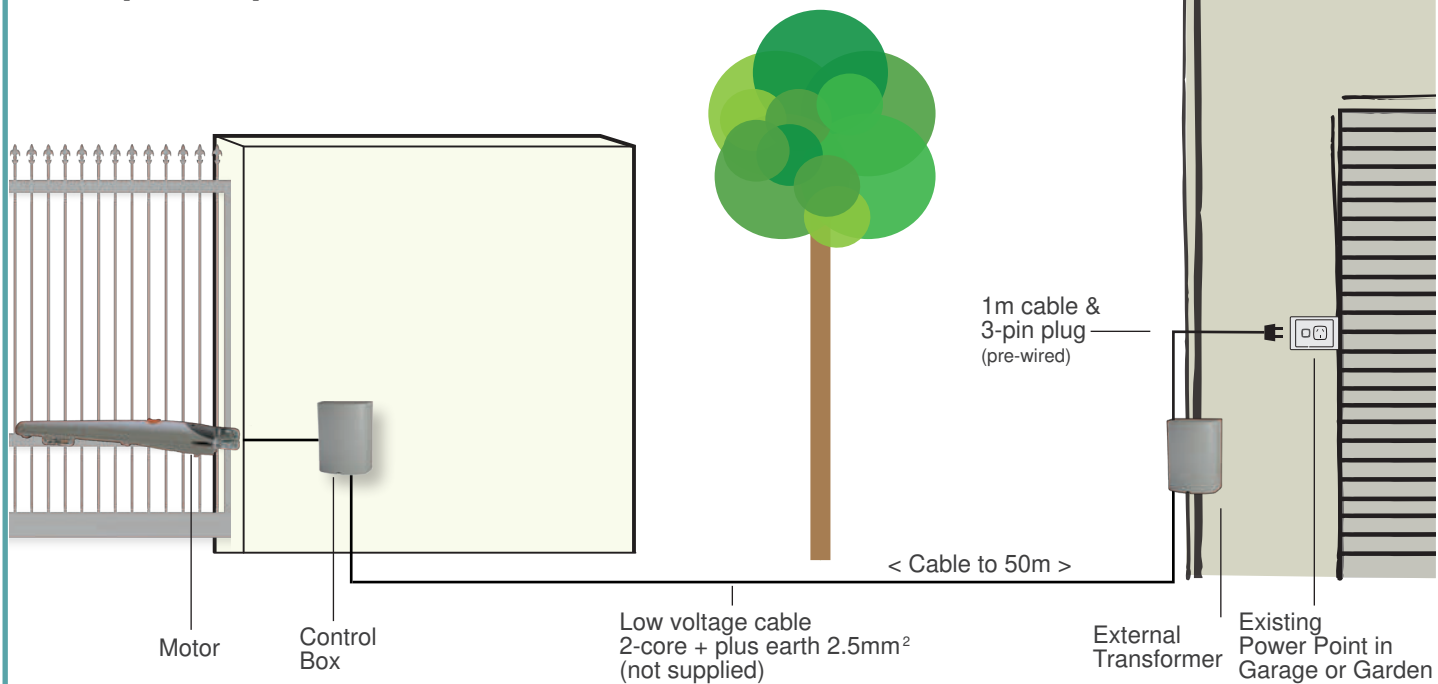
Underground gate motors for double gates.

Three Power Options

1

External Transformer

Extends the reach of a power point



Safe

Low voltage 24V cable is safe for children and animals.

No trench

Australian laws say 230V cable be laid in a 600mm deep trench. 24V (garden light) cable can sit above or just below the surface.

Economical

No need for an electrician to install a power point at the gate.

Easy DIY

Uses any power point up to 50m from the gate. The power point can be in the house, garage or garden.



Look for this sticker

Safety XT

WG2S / WG20S/ WS200S



Motor and release keys




Remotes



External Transformer



Obstacle Sensors



Signal Booster Warning Light



Control Box

Kits

Intro XT

WG2S / WG20S/ WS200S



Motor and release keys



Remote



Control Box



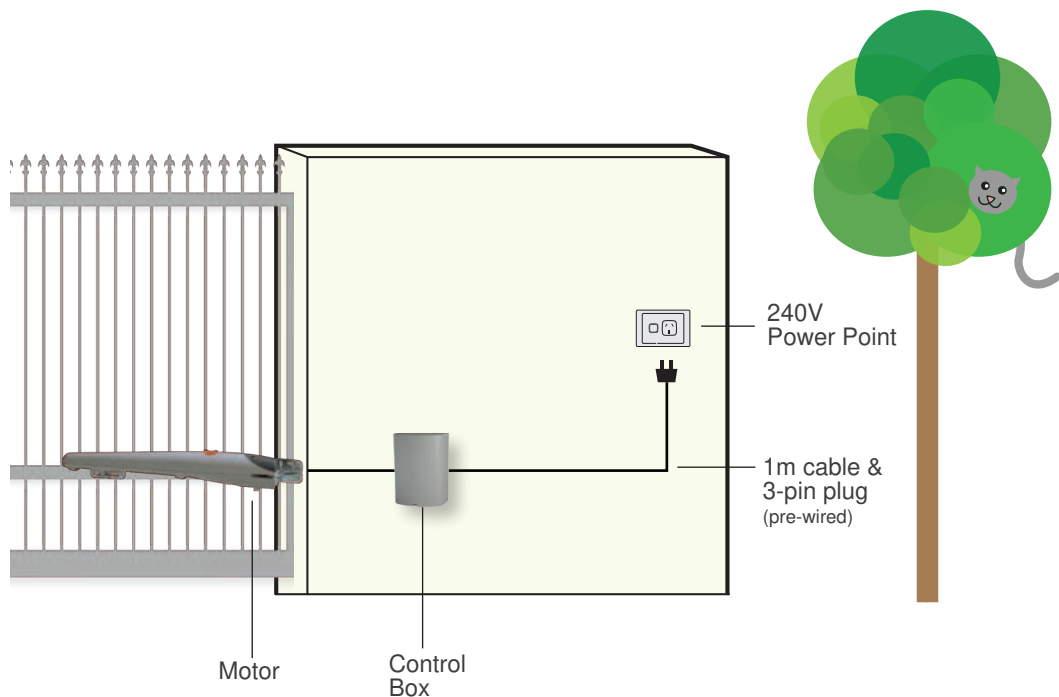
External Transformer

2

3-Pin Plug

Uses a 240V power point at the gate

- 240V power must be fitted by an electrician
- For busy gates
- A good option for new homes



Kits

Intro

WG2S / WG20S / WS200S / WU200S



Safety

WG2S / WG20S / WS200S / WU200S

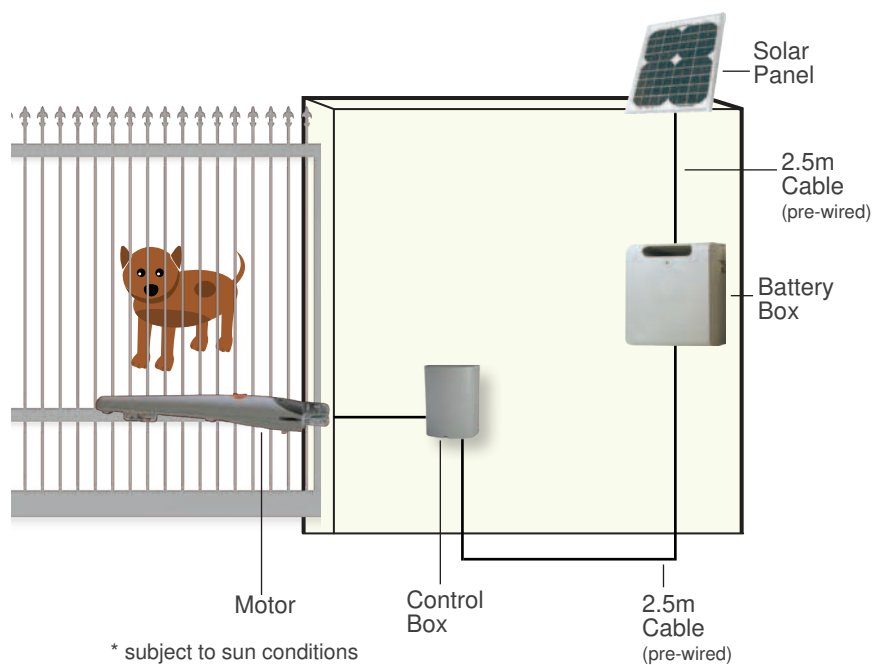


3

Solar Power

The easiest to install


- Ideal for long driveways
- No electrician
- No digging
- Easy DIY



Kits

Solar Power Kit

AAC-SUN



Solar Panel



Battery Box



Intro

WG2S / WG20S / WS200S / WU200S



Motor and release keys



Remote



Control Box

Safety


WG2S / WG20S / WS200S / WU200S



Motor and release keys



Remotes



Control Box



Obstacle Sensors



Signal Booster Warning Light

Not suitable for busy gates

Optional Accessories & Safety Devices



Wireless Keypad

For entry without a remote. No wires. Easy to install. Tough cast aluminium body.



Signal Booster Warning Light

Boosts the remote's signal range and announces the gate opening.



Garage Door Piggyback

Now you can operate your gate and garage door on one remote.



Extra Remote

Can be used on up to four different automation devices. Battery included.



Extra Obstacle Sensors

Stops the gate when an obstacle is detected. Eg. a child, pedestrian or car. Mounts on gate posts.



Back-up Battery

Continue to operate the gate even if the local power is down or a fuse is blown.

See easygate.com.au

for more accessories



Selector Guide

Choose the right motor for your gate



easygate.com.au



How-To Instructions and Videos

Short Cuts videos help you get the most from your automatic gate.

Simple instructions that'll come in handy from time-to-time. Videos include installing accessories plus general maintenance and simple set up.

See how easy it is: easygate.com.au

New Gate Questionnaire

Every Gate is Unique. Completing a questionnaire will start you on the path to a well-considered gate system tailored to your property.

Saves time and money - A questionnaire sent to your gate installer helps them understand your expectations and provides the critical info needed to recommend and quote the right solution.